

SPECIFICATION

Customer : SEA

Applied To :

受 控

Product Name : Magnetic Buzzer




Model Name : SMA-G1205B-K9515

Drawing No. : OEM9515R

Compliance with RoHS(本品符合ROHS指令)

Signature of Approval

Signature of KEPO

Approved by	Checked by	Issued by	Date
			2013.02.05

宁波凯普电子有限公司

Ningbo Kepo Electronics Co.,Ltd.



宁波东钱湖镇东钱湖工业区宝源路 25 号

TEL:+86-574-88370330 FAX:+86-574-88370329

No.25 Baoyuan road Dongqian Lake, Industry Area, Dongqian town,Ningbo City,
China(Post Code:315121)

Sales@chinaacoustic.com

www.chinaacoustic.com

Specification for Magnetic Buzzer	Page	2/10
	Revision No.	1.0
	Drawing No.	OEM9515R
Model No. :	SMA-G1205B-K9515	

CONTENTS

1. Scope
范围
2. General
概要
3. Electrical and Acoustic Characteristics.
电声参数
4. Reliability Test
可靠性试验
5. Measurement Block Diagram & Response curve
测试图和曲线图
6. Structure
结构
7. Dimensions
尺寸
8. Packing
包装
9. Revision
履历表

Specification for Magnetic Buzzer		Page	3/10
		Revision No.	1.0
Model No. :	SMA-G1205B-K9515	Drawing No.	OEM9515R

1. Scope

This product specification is applied to the Magnetic Buzzer in alarm systems. Please contact us when using this product for any other applications than described in the above.

本规格书适用于电磁式蜂鸣器，通常它用在系统中做报警或提示的蜂鸣器用，如果将该产品用于其它领域，请与我们联系。

2. General

2.1 Out-Diameter : 12.5× 12.5 mm

外径: 12.5× 12.5mm

2.2 Height : 6.9 mm

高度: 6.9 mm

2.3 Weight : 2 g

重量: 2克

2.4 Operating Temperature range:

-20~+70℃ without loss of function

工作温度: -20~+70℃

Store Temperature range:

-30~+80℃ without loss of function

储藏温度: -30~+80℃

2.5 According to the No.7 of RoHS Exemptions, lead-based solder alloys containing 85% by weight or more lead (Sn10Pb90)

根据"欧盟RoHS指令豁免条款"第7条规定,使用了铅含量超过85%的锡铅合金焊料 (Sn10Pb90)

3. Electrical and Acoustic Characteristics.

Test condition : 15 ~ 35 °C , 25% ~ 85% RH, 860~1060 mbar

测试条件: 15~35 °C , 25%~85%RH , 860~1060mbar

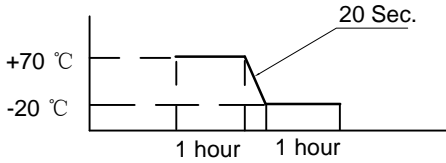
	Items 项目	Specification 规格
1	Rated Voltage 额定电压	5VDC
2	Operating Voltage 工作电压	4~7VDC
3	Max. Rated Current 额定电流	40mA/5VDC
4	Resonant Frequency 谐振频率	2.3± 0.3KHz
5	Min. Sound Pressure Level 额定声压	87dB/5VDC/10cm
6	Tone Nature 音调	Continuous (直音)
7	Case Material/Color 壳体材质/颜色	PPS/BLACK

Specification for Magnetic Buzzer		Page	4/10
		Revision No.	1.0
Model No. :	SMA-G1205B-K9515	Drawing No.	OEM9515R

4. Reliability Test

After test(1~7item), the Buzzer S.P.L . difference shall be within $\pm 10\text{dB}$, Frequency difference shall be within $\pm 0.5\text{KHz}$. and the appearance not exist any change to be harmful to normal operation(e.g. cracks,rusts,damages and especially distortion).

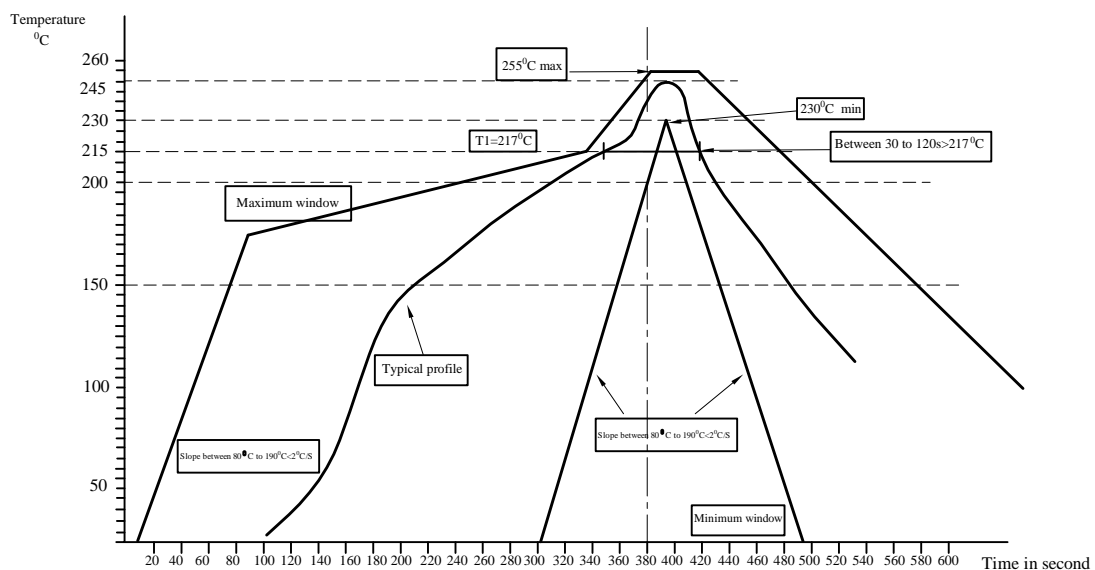
在1-7项试验后，蜂鸣器的声压变化值在 $\pm 10\text{dB}$ 之内，频率变化在 $\pm 0.5\text{KHZ}$ 之内。外观无变化（例如：开裂、生锈、损伤、变形等现象）。

1	High Temperature Test 高温试验	<p>After being placed in a chamber with $+70\pm 2^\circ\text{C}$ for 240 hours and then being placed in natural condition for 2 hours, sounder shall be measured.</p> <p>放置于温度$+70\pm 2^\circ\text{C}$的烘箱内240小时，然后取出，在常温下放置2小时后，测试声响器。</p>
2	Low Temperature Test 低温试验	<p>After being placed in a chamber with $-20\pm 2^\circ\text{C}$ for 240 hours and then being placed in natural condition for 2 hours, sounder shall be measured.</p> <p>放置于温度$-20\pm 2^\circ\text{C}$的制冷箱内240小时，然后取出，在常温下放置2小时后，测试声响器</p>
3	Humidity Test 潮湿试验	<p>After being placed in a chamber with 90 to 95%R.H. at $+40\pm 2^\circ\text{C}$ for 240 h and then being placed in natural condition for 2h , sounder shall be measured.</p> <p>将产品置于湿度为 90~95%R.H，温度为$40\pm 2^\circ\text{C}$试验箱中 240小时，然后在正常大气压条件下恢复2小时后，进行测量</p>
4	Thermal Shock Test 热冲击试验	<p>After being worked in a chamber at $+70\pm 2^\circ\text{C}$ for 1 hour, then sounder shall be placed in a chamber at $-20\pm 2^\circ\text{C}$ for 1 hour(1 cycle is the below diagram).</p> <p>After 6 above cycles, sounder shall be measured after being placed in natural condition for 1 hour.</p> <p>将产品置于$70\pm 2^\circ\text{C}$试验箱中，先工作1小时，然后将产品置于$-20\pm 2^\circ\text{C}$试验箱中，再工作1小时，经过6个循环后，在正常大气压条件下恢复1小时，进行测量</p> 

Specification for Magnetic Buzzer		Page	5/10
		Revision No.	1.0
Model No. :	SMA-G1205B-K9515	Drawing No.	OEM9515R

4. Reliability Test

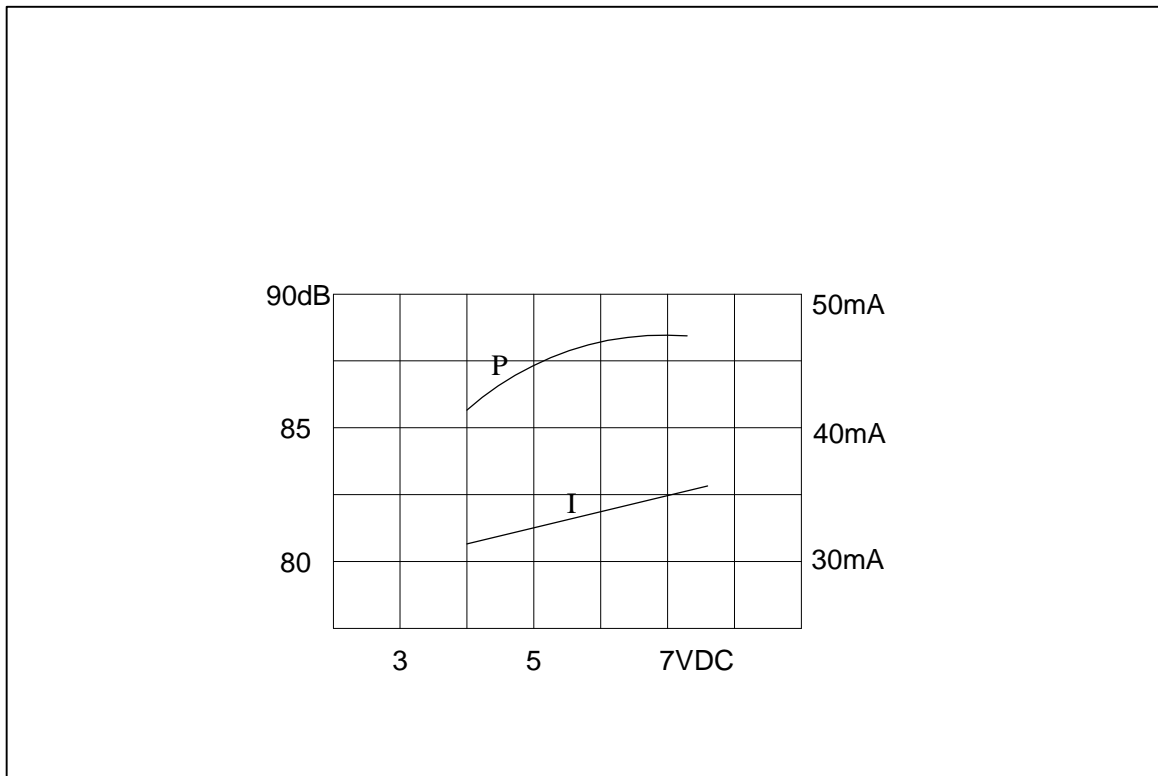
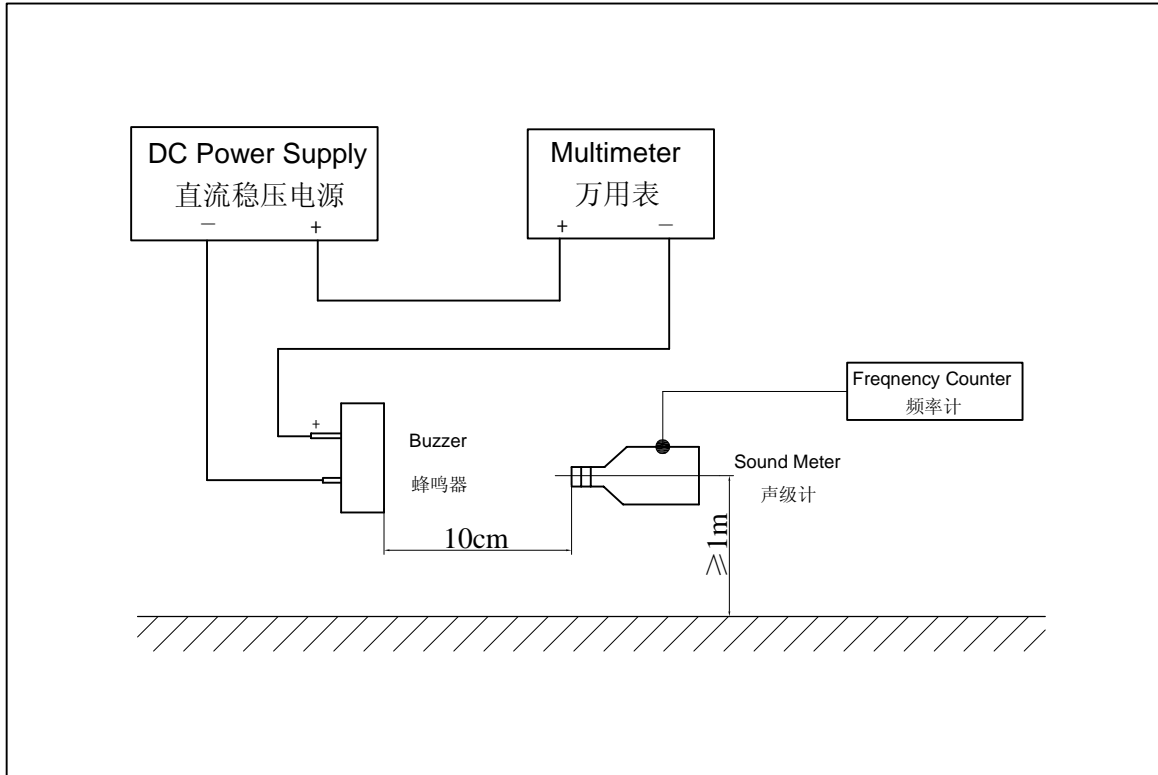
	Item	Specification
5	Vibration Resistance 振动试验	<p>Sounder shall be measured after being applied vibration of amplitude of 1.5mm with 10 to 30Hz band of vibration frequency to each of 3 perpendicular directions for 2 hour.</p> <p>振幅为1.5mm，频率为10~30Hz，三个不同轴方向各振动2小时，试验后进行测量。</p>
6	Drop Test 跌落试验	<p>Sounder packed in the carton are dropped in six direction from the height of 80cm to the concrete floor.</p> <p>跌落高度80cm,6个不同方向整箱跌落到水泥地，试验后进行测量。</p>
7	Solderability 可焊性试验	<p>Lead terminals are immersed in rosin for 5 seconds and then immersed in solder bath of $+260\pm 5^{\circ}\text{C}$ for 3 ± 0.5 seconds.</p> <p>插针浸入松香5秒，然后再浸入$+260\pm 5^{\circ}\text{C}$的锡炉中$3\pm 0.5$秒，插针表面应覆盖一层光滑明亮的焊料。</p>
8	Terminal Strength Pulling 插针强度试验	<p>The force 10 seconds of 9.8N is applied go each terminal in axial direction.</p> <p>插针应承受9.8N拉力，拉力时间10秒，插针无松动和脱落等现象。</p>



工艺曲线图 (curve)


Specification for Magnetic Buzzer		Page	6/10
		Revision No.	1.0
Model No. :	SMA-G1205B-K9515	Drawing No.	OEM9515R

5. Measurement Block Diagram & Response curve



Specification for Magnetic Buzzer		Page	7/10
		Revision No.	1.0
Model No. :	SMA-G1205B-K9515	Drawing No.	OEM9515R

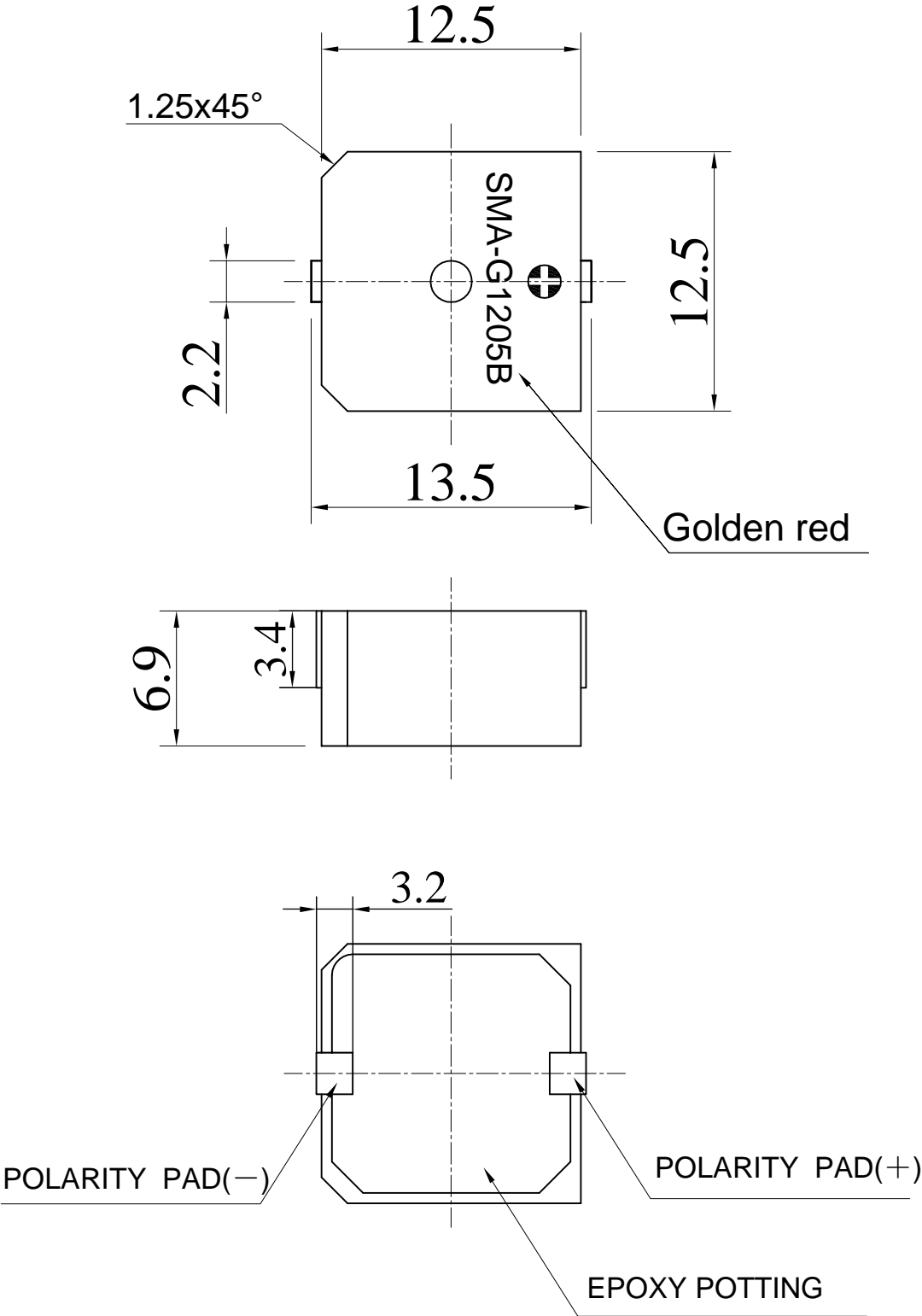
6. Structure



6	Case 壳体	1	PPS	
5	T Core T 铁	1	Fe	
4	Coil 线圈	1	SU/H	
3	Magnetic ring 磁环	1	/	
2	PCB 印制板	1	/	
1	Diaphragm 膜片	1	/	
No.	Part Name 型号	QTY	Material 材质	SGS 编号

Specification for Magnetic Buzzer	Page	8/10
	Revision No.	1.0
Model No. : SMA-G1205B-K9515	Drawing No.	OEM9515R

7. Dimensions



FIRST ANGLE PROJECTION

UNIT : mm
Tolerance : ±0.5

Specification for Magnetic Buzzer	Page	9/10
	Revision No.	1.0
	Drawing No.	OEM9515R
Model No. :	SMA-G1205B-K9515	

8. Packing



QTY: 300Pcs



QTY: 1500Pcs

